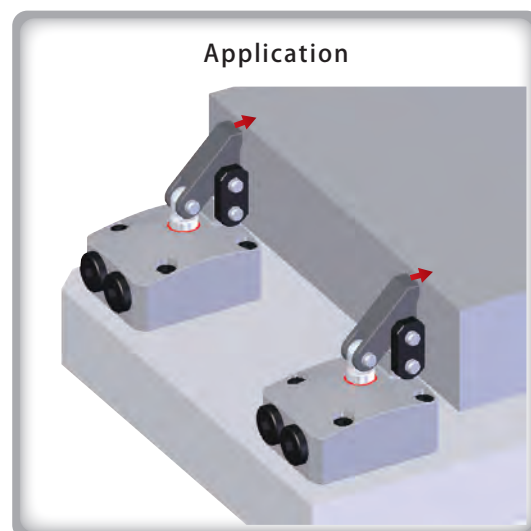


Clamping with strong force from the side!

Link type side clamp



- **Clamping workpiece towards one side.**

Method to clamp by pushing from the side, suitable for the reference.

- **Zero intervention to top surface.**

Zero intervention to top surface since plate and work piece are clamped from the side.

- **Easy loading/unloading workpiece and plate.**

When releasing, a lever is away from plate and workpiece. It makes loading/unloading easy.

- **Available for any type of work piece.**


By varying the shape of lever, these clamps can be used for wide range of applications.

※ If you use it by change in shape of lever, let us know.

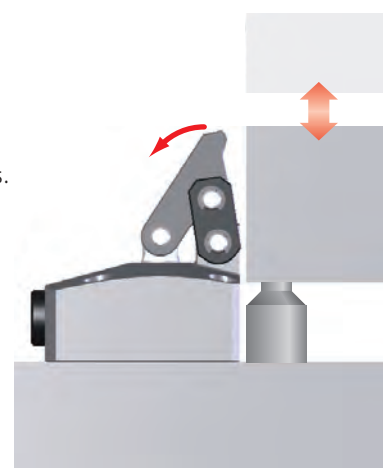
- **Easy designing oil passage of jig (base plate).**

Oil passage is easily designed when using LKY with another clamps (swing, link etc) together because installing dimension is same as other clamps.

Clamp condition



Unclamp condition



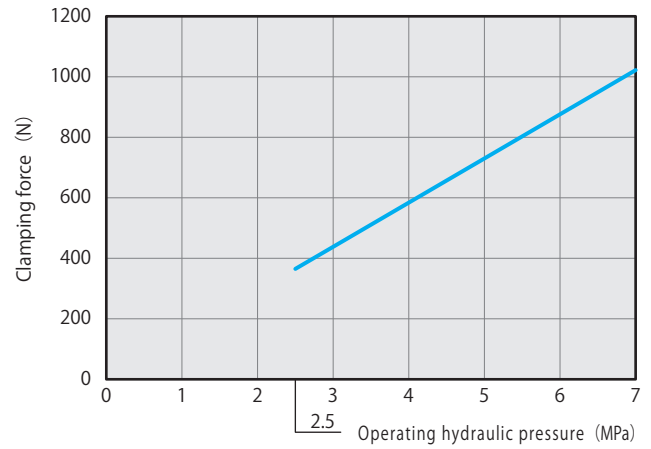
This is the part of an example made in the past.

When you have it in mind that the specification, measurement is except for our range, let our sales representative know.

● Specifications

Model No.	LKY0031	
Cylinder area	cm ²	2.545
Full stroke	mm	6
Extend stroke	mm	3
Extra stroke	mm	3
Cylinder capacity	Lock side	cm ³ 1.53
	Release side	cm ³ 1.06
Max.operating pressure	MPa	7.0
Min.operating pressure	MPa	2.5
Withstanding pressure	MPa	10.5
Operating temperature	°C	0 ~ 70
Useable fluid	General hydraulic oil equivalent to ISO-VG-32	

● Performance curve



Note

1. This graph shows calculation predicted value.

● External dimensions

- ※1. This drawing is the reference. Detail measurement is not on this drawing.
- ※2. This drawing shows the one at lock condition.
- ※3. Excessive clamp speed will accelerate wear and lead to component damage.

